





















































































Hydraulic Hose Adapters

<p>DIN 2353 Bite Type</p>	 <p>Part No.: C MALE CONNECTOR m Metric X m Metric</p>	 <p>Part No.: C-9 90° ELBOW CONNECTOR m Metric X m Metric</p>	 <p>Part No.: CB MALE CONNECTOR m Metric X m BSP</p>	 <p>Part No.: CB-9 90° ELBOW CONNECTOR m Metric X m BSP</p>	 <p>Part No.: CB-WD MALE CONNECTOR m Metric X m BSP</p>
 <p>Part No.: CG MALE CONNECTOR m Metric X m BSP</p>	 <p>Part No.: CG-90G ADJUSTABLE 90° ELBOW m Metric X m BSP</p>	 <p>Part No.: CH MALE CONNECTOR m Metric X m Metric</p>	 <p>Part No.: CH-90G ADJUSTABLE 90° ELBOW m Metric X m Metric</p>	 <p>Part No.: CL-BT Banjo MALE CONNECTOR m Metric X m BSPT</p>	 <p>Part No.: CL-T Banjo MALE CONNECTOR m Metric X m Metric Banjo</p>
 <p>Part No.: CM MALE CONNECTOR m Metric X m Metric</p>	 <p>Part No.: CM-S MALE CONNECTOR m Metric X m Metric</p>	 <p>Part No.: CN MALE CONNECTOR m Metric X m NPT</p>	 <p>Part No.: CN-9 90° ELBOW CONNECTOR m Metric X m NPT</p>	 <p>Part No.: CT MALE CONNECTOR m Metric X m BSPT</p>	 <p>Part No.: CT-9 90° ELBOW CONNECTOR m Metric X m BSPT</p>
 <p>Part No.: CO MALE CONNECTOR m Metric X m SAE</p>	 <p>Part No.: CW Weld MALE CONNECTOR m Metric X Weld tube</p>	 <p>Part No.: C6 BULKHEAD UNION Metric</p>	 <p>Part No.: C6-9 BULKHEAD ELBOW UNION Metric</p>	 <p>Part No.: CH6-9 Bulkhead Elbow Union m Metric x m Metric flat</p>	 <p>Part No.: HC2 Swivel connector m metric flat x f metric</p>
 <p>Part No.: C2-W SWIVEL CONNECTOR m Metric X f Metric</p>	 <p>Part No.: C2-9W 90° SWIVEL CONNECTOR m Metric X f Metric</p>	 <p>Part No.: BC2-S SWIVEL CONNECTOR m BSP X f Metric</p>	 <p>Part No.: GC2-WS SWIVEL CONNECTOR m BSP X f Metric</p>	 <p>Part No.: MC2-WS SWIVEL CONNECTOR m Metric X m NPT</p>	 <p>Part No.: C3-W SWIVEL CONNECTOR f Metric X f Metric</p>
 <p>Part No.: C4 PLUG Metric</p>	 <p>Part No.: CN4-S HOLLOW HEX PLUG Metric</p>	 <p>Part No.: C9 SWIVEL CUP Metric</p>	 <p>Part No.: CB5 MALE-FEMALE CONNECTOR m Metric X f BSP</p>	 <p>Part No.: CA MALE TEE Metric</p>	 <p>Part No.: CCGA - OG ADJUSTABLE RUN TEE m Metric X m Metric X m BSP</p>





































Hydraulic Hose Adapters

 Part No.: CCHA - OG ADJUSTABLE RUN TEE m Metric X m BSP	 Part No.: CCOA - OG ADJUSTABLE RUN TEE m Metric X m Metric X m SAE	 Part No.: CGCA - OG ADJUSTABLE BRANCH TEE m Metric X m BSP X m Metric	 Part No.: CHCA - OG ADJUSTABLE BRANCH TEE m Metric X m flat Metric X m Metric	 Part No.: CLA - T DOUBLE BANJO ELBOW Metric	 Part No.: COCA - OG ADJUSTABLE BRANCH TEE m Metric X m SAE X m Metric
 Part No.: CU BRANCH TEE SWIVEL Metric	 Part No.: CR RUN TEE SWIVEL Metric	 Part No.: CX MALE CROSS Metric	 Part No.: C5P-9 PUMP CONNECTOR m Metric	 Part No.: N-L/S NUT DIN 2353	 Part No.: R-L/S CUTTING RING DIN 2353
 Part No.: C8 LOCK NUT Metric	 Part No.: WC2 WELD NIPPLE				
BSP	 Part No.: B MALE CONNECTOR m BSP X m BSP	 Part No.: B-4 45° ELBOW CONNECTOR m BSP X m BSP	 Part No.: B-9 m BSP X m BSP	 Part No.: BF MALE CONNECTOR m BSP X m ORFS	 Part No.: BG MALE CONNECTOR m BSP X m BSP
 Part No.: BG-4OG ADJUSTABLE 45° ELBOW m BSP X m BSP	 Part No.: BG-9OG ADJUSTABLE 90° ELBOW m BSP X m BSP	 Part No.: BH MALE CONNECTOR m BSP X m Metric	 Part No.: BJ MALE CONNECTOR m BSP X m JIC	 Part No.: BJ-9 90° ELBOW CONNECTOR m BSP X m JIC	 Part No.: BM MALE CONNECTOR m BSP X m Metric
 Part No.: BN MALE CONNECTOR m BSP X m NPT	 Part No.: BN-4 45° ELBOW CONNECTOR m BSP X m NPT	 Part No.: BN-9 90° ELBOW CONNECTOR m BSP X m NPT	 Part No.: BO MALE CONNECTOR m BSP X m SAE	 Part No.: BO-4OG ADJUSTABLE 45° ELBOW m BSP X m SAE	 Part No.: BO-9OG ADJUSTABLE 90° ELBOW m BSP X m SAE
 Part No.: BT MALE CONNECTOR m BSP X m BSPT	 Part No.: BT-4 45° ELBOW CONNECTOR m BSP X m BSPT	 Part No.: BT-9 90° ELBOW CONNECTOR m BSP X m BSPT	 Part No.: T MALE CONNECTOR m BSPT X m BSPT	 Part No.: T-9 90° ELBOW CONNECTOR m BSPT X m BSPT	 Part No.: B6 BULKHEAD UNION BSP
 Part No.: B2 SWIVEL CONNECTOR m BSP X f BSP	 Part No.: B2-4 45° SWIVEL CONNECTOR m NPT X f BSP	 Part No.: B2-9 90° SWIVEL CONNECTOR m BSP X f BSP	 Part No.: BT2 SWIVEL CONNECTOR m BSP X f JIC	 Part No.: NB2 SWIVEL CONNECTOR m NPT X f BSP	 Part No.: NB2-9 90° SWIVEL CONNECTOR m NPT X f BSP
 Part No.: TB2 SWIVEL CONNECTOR m BSPT X f BSP	 Part No.: B3 SWIVEL CONNECTOR f BSP X f BSP	 Part No.: B3-9 90° SWIVEL CONNECTOR f BSP X f BSP	 Part No.: B5 MALE FEMALE CONNECTOR m BSP X f BSP	 Part No.: B5-9 90° MALE - FEMALE CONNECTOR m BSP X f BSP	 Part No.: BR-5 MALE - FEMALE REDUCER m BSP X f BSP




































Hydraulic Hose Adapters

JIC					

Hydraulic Hose Adapters

					
Part No.: JJHA - OG ADJUSTABLE RUN TEE m JIC X m JIC X m Metric	Part No.: JNJO BRANCH TEE CONNECTOR m JIC X m NPT X m JIC	Part No.: JOJA - OG ADJUSTABLE BRANCH TEE m JIC X m SAE X m JIC	Part No.: JA MALE TEE JIC	Part No.: JU BRANCH TEE SWIVEL JIC	Part No.: JR RUN TEE SWIVEL JIC
					
Part No.: JD FEMALE SWIVEL TEE JIC	Part No.: JX MALE CROSS JIC	Part No.: J8 LOCK NUT JIC			
ORFS					
	Part No.: F MALE CONNECTOR m ORFS X m ORFS	Part No.: F-9 90° ELBOW CONNECTOR m ORFS X m ORFS	Part No.: FG MALE CONNECTOR m ORFS X m BSP	Part No.: FG-4OG ADJUSTABLE 45° ELBOW m ORFS X m BSP	Part No.: FG-9OG ADJUSTABLE 90° ELBOW m ORFS X m BSP
					
Part No.: FH MALE CONNECTOR m ORFS X m Metric	Part No.: FH-9OG ADJUSTABLE 90° ELBOW m ORFS X m Metric	Part No.: FN MALE CONNECTOR m ORFS X m NPT	Part No.: FO MALE CONNECTOR m ORFS X m SAE	Part No.: FO-4OG ADJUSTABLE 45° ELBOW m ORFS X m SAE	Part No.: FO-9OG ADJUSTABLE 90° ELBOW m ORFS X m SAE
					
Part No.: F6 BULKHEAD UNION ORFS	Part No.: F2 SWIVEL CONNECTOR m ORFS X f ORFS	Part No.: F2-4 45° SWIVEL CONNECTOR m ORFS X f ORFS	Part No.: F2-9 90° SWIVEL CONNECTOR m ORFS X f ORFS	Part No.: OF-2 SWIVEL CONNECTOR m SAE X f ORFS	Part No.: F4 PLUG ORFS
					
Part No.: F9 SWIVEL CAP ORFS	Part No.: FFHA - OG ADJUSTABLE RUN TEE m ORFS X m ORFS X m Metric	Part No.: FFOA - OG ADJUSTABLE RUN TEE m ORFS X m ORFS X m SAE	Part No.: FGFA - OG ADJUSTABLE BRANCH TEE m ORFS X m BSP X m ORFS	Part No.: FHFA - OG ADJUSTABLE BRANCH TEE m ORFS X m Metric X m ORFS	Part No.: FOFA - OG ADJUSTABLE BRANCH TEE m ORFS X m SAE X m ORFS
					
Part No.: F8 LOCK NUT ORFS					
METRIC					
	Part No.: E MALE CONNECTOR m Metric X m Metric	Part No.: EO MALE CONNECTOR m Metric X m SAE	Part No.: Q MALE CONNECTOR m Metric X m Metric	Part No.: QH MALE CONNECTOR m Metric X m Metric	Part No.: QO MALE CONNECTOR m Metric X m SAE
					
Part No.: QM MALE CONNECTOR m Metric X m Metric	Part No.: QN MALE CONNECTOR m Metric X m NPT	Part No.: E4 PLUG Metric	Part No.: H4 PLUG Metric	Part No.: M4 PLUG Metric	Part No.: MN4S HOLLOW HEX PLUG Metric

Hydraulic Hose Adapters

					
Part No.: H6 Bulkhead	Part No.: H6-9 Bulkhead Elbow	Part No.: E9 SWIVEL CAP Metric	Part No.: HA MALE METRIC TEE	Part No.: EX MALE CROSS Metric	Part No.: BSM BONDED SEAL
NPT					
	Part No.: N MALE CONNECTOR m NPT X m NPT	Part No.: N-9 90° ELBOW CONNECTOR m NPT X m NPT	Part No.: NU2 SWIVEL CONNECTOR m NPT X f NPSM	Part No.: NU9 90° SWIVEL CONNECTOR m NPT X f NPSM	Part No.: OU2 SWIVEL CONNECTOR m SAE X f NPSM
					
Part No.: N4 PLUG NPT	Part No.: TN4 HOLLOW HEX PLUG NPT	Part No.: N9C CAP NPT	Part No.: N5 MALE FEMALE CONNECTOR m NPT X f NPT	Part No.: NR5 MALE FEMALE REDUCER	Part No.: N5-9 90° MALE FEMALE CONNECTOR m NPT X f NPT
					
Part No.: ON5 MALE FEMALE CONNECTOR m SAE X f NPT	Part No.: N7 FEMALE CONNECTOR NPT	Part No.: N7-9 90° ELBOW FEMALE NPT	Part No.: NU7 FEMALE CONNECTOR f NPT X f Swivel NPSM	Part No.: NU7-9 90° ELBOW FEMALE f NPT X f Swivel NPSM	Part No.: ANA MALE TEE NPT
					
Part No.: NH RUN TEE MALE CONNECTOR f NPT X f NPT X m NPT	Part No.: NJ BRANCH TEE MALE CONNECTOR f NPT X f NPT X m NPT	Part No.: NZ FEMALE CROSS NPT			
SAE Flange Adapters					
	Part No.: FLW WELD PLANGE CONNECTOR m ORFS X L-series flange	Part No.: FSW WELD PLANGE CONNECTOR S-series flange X Weld tube	Part No.: JFL MALE FLANGE CONNECTOR m JIC X L-series flange	Part No.: JFL-4 45° ELBOW FLANGE CONNECTOR m JIC X L-series flange	Part No.: JFL-9 90° ELBOW FLANGE CONNECTOR m JIC X L-series flange
SAE Flanges					
	Part No.: FB-3/6-C/D BSP Threaded	Part No.: FN-3/6-C/D NPT Threaded	Part No.: FI-3/6-C/D WELD IN SOCKET-WELD	Part No.: FO-3/6-C/D WELD ON BUTTWELD	Part No.: FP-3/6-C/D BUND